

Translation - Answers

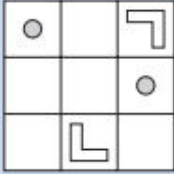
Key Stage 2: 2005 Paper B

1.

14	Shape completed correctly, as shown: 	1m	<i>Shape need not be completed accurately, provided the two correct triangles are identified unambiguously.</i>
-----------	---	-----------	---

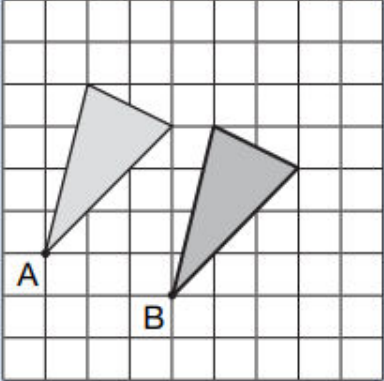
Key Stage 2: 2006 Paper A

1.

16	Award TWO marks for three shapes drawn correctly on the diagram as shown:  If the answer is incorrect, award ONE mark for: <ul style="list-style-type: none">the 'L' shape and any one of the two circles drawn correctly OR <ul style="list-style-type: none">both circles drawn correctly AND the 'L' shape drawn in the correct square but orientated incorrectly.	Up to 2m	<i>Accept slight inaccuracies in drawing provided the intention is clear. Circles need not be shaded.</i>
-----------	---	-----------------	---

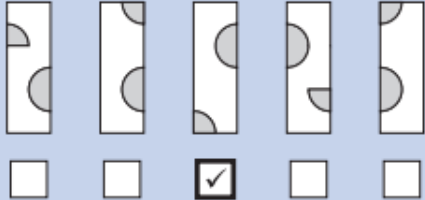
Key Stage 2: 2006 Paper B

1.

24	Diagram completed as shown: 	1m	<i>Accept slight inaccuracies in drawing (see page 3 for guidance).</i>
-----------	--	-----------	---

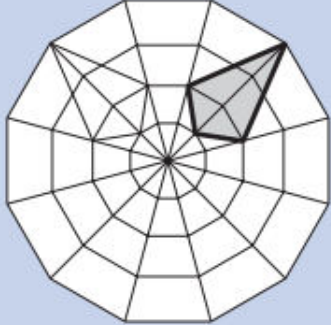
Key Stage 2: 2007 Paper A

1.

3	One pattern ticked as shown: 	1m	<i>Accept alternative unambiguous indications of the correct pattern, eg pattern circled.</i>
----------	--	-----------	---

Key Stage 2: 2007 Paper B

1.

<p>20</p>	<p>Award TWO marks for shape drawn as shown:</p>  <p>If the answer is incorrect, award ONE mark for:</p> <ul style="list-style-type: none">■ shape correctly rotated 90° anti-clockwise <p>OR</p> <ul style="list-style-type: none">■ any 3 vertices correct and one incorrect <p>OR</p> <ul style="list-style-type: none">■ both vertices on the shape's axis of symmetry located correctly.	<p>Up to 2m</p>	<p>Accept slight inaccuracies in drawing (see page 3 for guidance). Shape need not be shaded.</p>
------------------	--	------------------------	---

Key Stage 2: 2008 Paper A

1.

<p>18a</p>	<p>5</p>	<p>1m</p>	
<p>18b</p>	<p>270</p>	<p>1m</p>	<p>Accept any answer that is 270 greater than a multiple of 360 If the answer for 18a is 7 AND the answer for 18b is 90, award ONE mark only for 18b.</p>

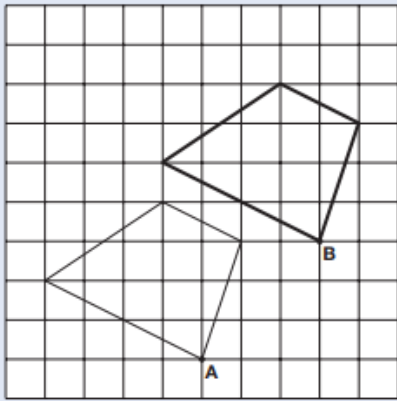
Key Stage 2: 2008 Paper B

1.

11	Diagram completed as shown: 	1m	<i>Accept inaccuracies in shading provided the intention is clear.</i>
-----------	--	-----------	--

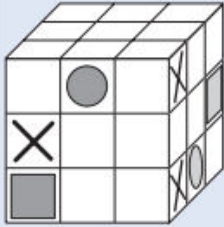
Key Stage 2: 2010 Paper A

1.

24	Diagram completed as shown: 	1m	Accept slight inaccuracies in drawing (see page 3 for guidance).
-----------	---	-----------	--

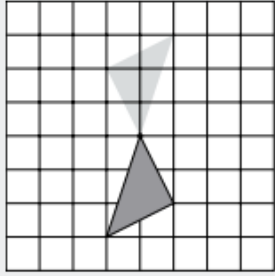
Key Stage 2: 2010 Paper B

1.

19	Award TWO marks for the diagram completed as shown:  If the answer is incorrect, award ONE mark for two shapes correct and no more than one incorrect.	Up to 2m	Accept slight inaccuracies in drawing provided the intention is clear. Circle and square need not be shaded.
-----------	---	-----------------	---

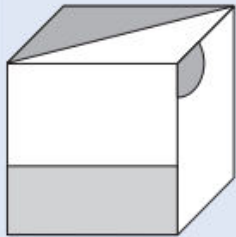
Key Stage 2: 2011 Paper B L6

1.

1	1m	<p>Shows the correct rotation, ie</p> 	<p>! Lines not ruled or accurate Accept slight inaccuracies in drawing (see general guidance)</p>
---	----	---	--

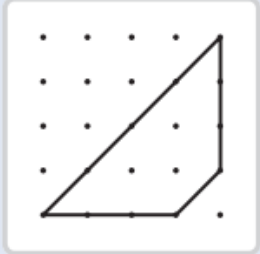
Key Stage 2: 2011 Paper A

1.

22a	<p>Triangle drawn on the diagram as shown:</p> 	<p>1m</p> <p>Accept inaccurate drawing provided the intention is clear. Triangle must be shaded.</p>
22b	<p>Quarter circle drawn on the diagram as shown above.</p>	<p>1m</p> <p>Accept inaccurate drawing provided the intention is clear. The size of the quarter circle is not important, provided it does not touch the shaded rectangle. Quarter circle need not be shaded.</p>

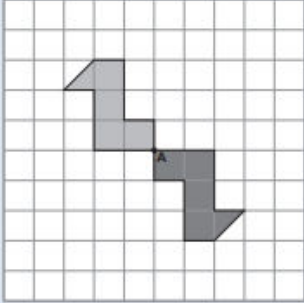
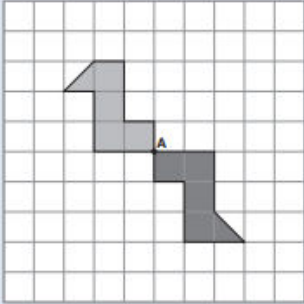
Key Stage 2: 2012 Paper A

1.

11	<p>Diagram completed as shown:</p> 	<p>1m</p> <p>Accept inaccurate drawing provided the intention is clear.</p>
----	--	---

Key Stage 2: 2013 Paper B

1.

<p>19</p>	<p>Award TWO marks for the diagram completed as shown:</p>  <p>If the answer is incorrect, award ONE mark for</p> <ul style="list-style-type: none"> ■ the shape rotated 90° (in either direction) <p>OR</p> <ul style="list-style-type: none"> ■ shape correctly rotated but with top left vertex not positioned at point A <p>OR</p> 	<p>Up to 2m</p>	<p>Accept slight inaccuracies in drawing (see page 5 for guidance). Shape need not be shaded.</p>
------------------	--	------------------------	---

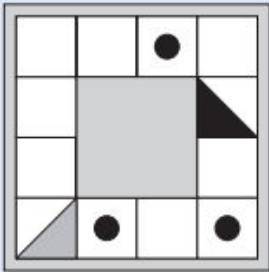
Key Stage 2: 2014 Paper A

1.

<p>1</p>	<p>C</p>	<p>1m</p>	<p>Accept alternative unambiguous indications, eg correct shape ticked or circled.</p>
-----------------	----------	------------------	--

Key Stage 2: 2014 Paper B

1.

<p>13</p>	<p>Award TWO marks for the diagram completed correctly as shown:</p>  <p>If the answer is incorrect, award ONE mark for three shapes positioned correctly.</p>	<p>Up to 2m</p>	<p>Accept inaccurate drawing, provided the intention is clear.</p> <p>Orientation of the triangle must be unambiguous.</p> <p>Dots need not be shaded.</p>
------------------	---	------------------------	--

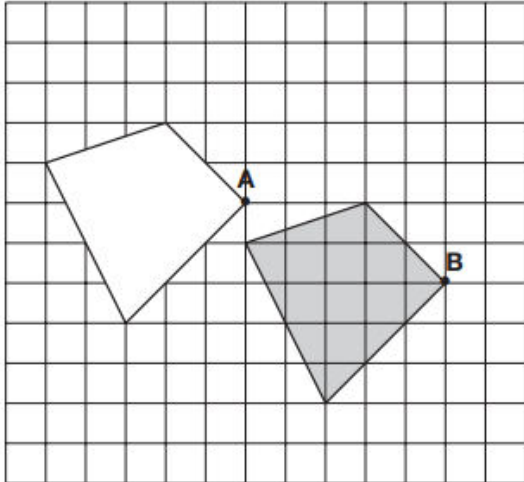
Key Stage 2: 2015 Paper B

1.

<p>7</p>	<p>Award TWO marks for the correct answer of A AND E</p> <p>If the answer is incorrect, award ONE mark for:</p> <ul style="list-style-type: none">■ both letters correct and not more than one incorrect■ A only (and no other letters)■ E only (and no other letters)	<p>Up to 2m</p>	<p>Letters may be given in either order.</p> <p>Accept alternative unambiguous indications, eg tiles ticked or circled.</p>
-----------------	---	------------------------	---

Key Stage 2: 2016 Paper 3 Reasoning - Sample

1.

8	<p>Award TWO marks for three vertices of the shape, excluding B, translated correctly as shown below:</p>  <p>If the answer is incorrect, award ONE mark for two vertices, excluding B, translated correctly.</p>	Up to 2m	Accept slight inaccuracies in drawing provided intention is clear.
----------	--	-----------------	--

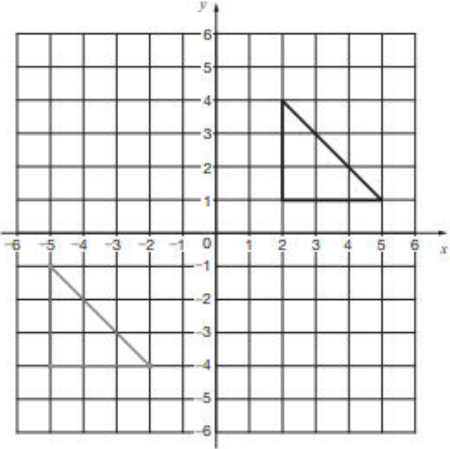
Key Stage 2: 2016 Paper 3 Reasoning

1.

12	The triangle has moved <input type="text" value="6"/> squares to the right and <input type="text" value="5"/> squares down.	1m	
-----------	---	-----------	--

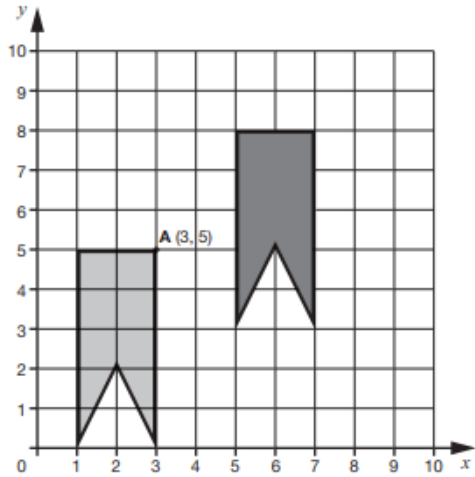
Key Stage 2: 2017 Paper 3 Reasoning

1.

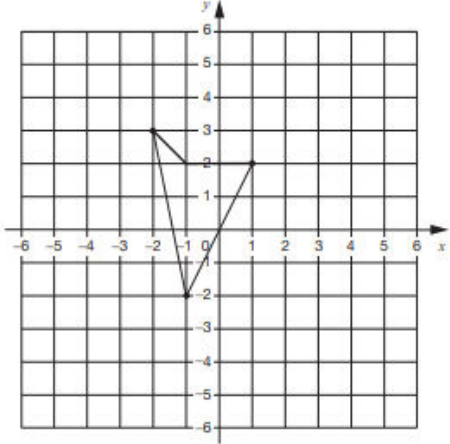
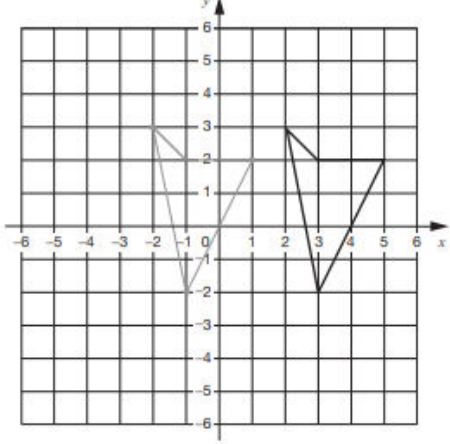
7	<p>Triangle with vertices at (2,1) AND (2,4) AND (5,1) drawn on the grid as shown:</p> 	1m	<p>Accept slight inaccuracies in drawing (see page 12 for guidance).</p>
----------	--	-----------	--

Key Stage 2: 2018 Paper 2 Reasoning

1.

12	<p>Shape located correctly, as shown:</p> 	1m	<p>Accept slight inaccuracies in drawing (see page 12 for guidance).</p> <p>Shape need not be shaded for the award of ONE mark.</p>
-----------	---	-----------	--

1.

10a	Quadrilateral completed, as shown: 	1m	Accept slight inaccuracies in drawing provided the intention is clear. (See page 13 for guidance.)
10b	Quadrilateral translated correctly, as shown: 	1m	Accept slight inaccuracies in drawing provided the intention is clear. (See page 13 for guidance.) Award ONE mark if the answer to (b) is a quadrilateral with sides drawn and is a correct translation of their answer to (a).